

If you have any questions, please contact me at jamie@teachmommyteach.com

Thank you for downloading!

You May:

- use these resources in your own home or classroom for non-commercial use.
- print as many copies as you would like.
- share the website link, <https://teachmommyteach.com/>, where this printable can be found, so that others can download the file.

You May NOT:

- sell, give away, or share a printed copy. Each person should download separately and print.
- print out a copy for multiple teachers, as in an entire school, co-op, or other group. Each teacher should download separately and print.
- link directly to the pdf. Instead, link to the page on <https://teachmommyteach.com/> or <https://teacherspayteacher.com/> where you found the download.
- claim this or any part of this printable as your own.
- alter this printable and claim it as your own.
- host any of the files on your personal or other websites that can be shared with others.
- Upload this resource to any file sharing sites

Credits!! Thank you Speaking of Images and Open Clipart!



<https://www.teacherspayteachers.com/Store/Speaking-Of-Images>



<https://openclipart.org/>

Set 1 Book 12: The Vet

Pre-Reading Worksheets

Your child will practice CVC words with the letters A, B, C, D, E, F, G, H, I, J, K, L, M, N, O, P, R, S, T, U, V, W, X, Y, and Z in preparation for reading this book. Your child will be introduced to the double oo which represents the ew sound. Your child will practice the high-frequency word *into*. Exclamation points will be introduced.

Name: _____

Set 1 Book 12: The Vet

Circle the mouth that is saying the sound of the letter shown.

Zz




Ee



Ll



Vv



Uu




Yy



Kk



Xx



Name: _____

Match the letter to the picture that starts with that letter.

Uu



Ii



Vv



Yy



Zz



Ll




Kk



Xx (as in box and Max)



Ee



Thank you openclipart.org for providing the wonderful clipart!!

Name: _____

OO sometimes represents "EW." Practice saying the "EW" sound.









/ew/

Spelling Patterns:

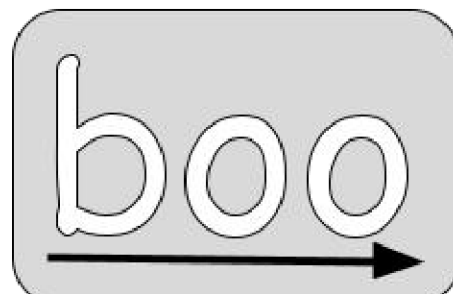
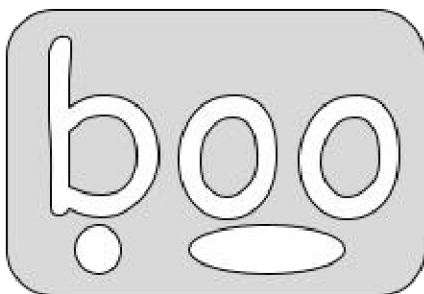
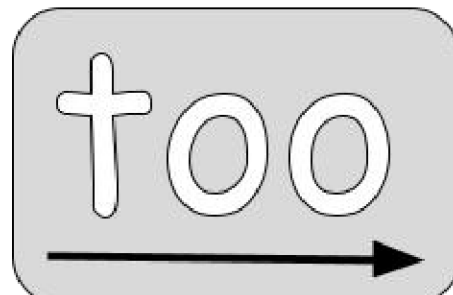
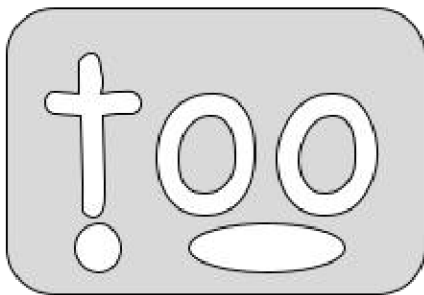


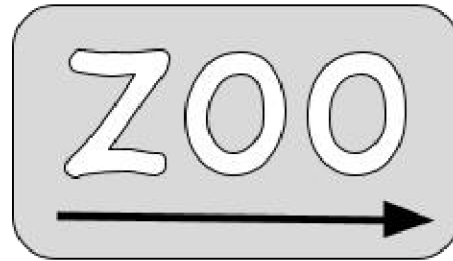
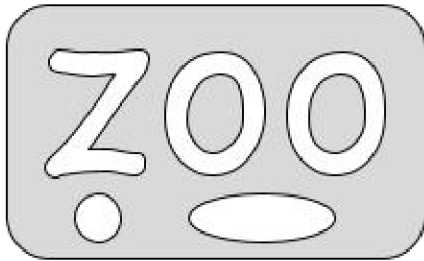
ew	oo	
u-e	ou	Ending sound:
ue	eu	blue

Circle or highlight the OO that represents an "EW" sound in each word. Then read each word.

 zoo		 moo
 moon	 food	 zoom

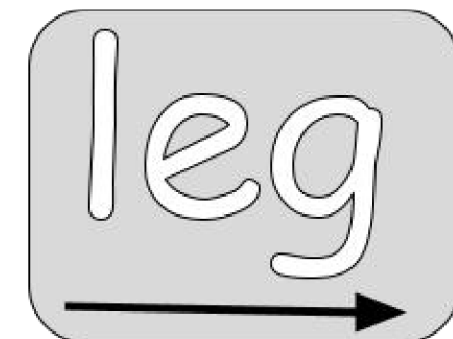

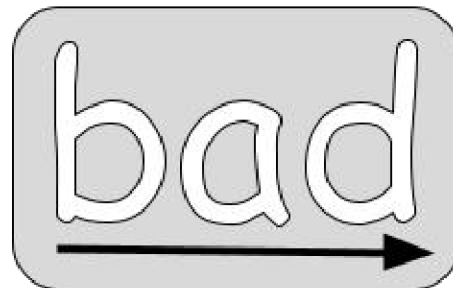
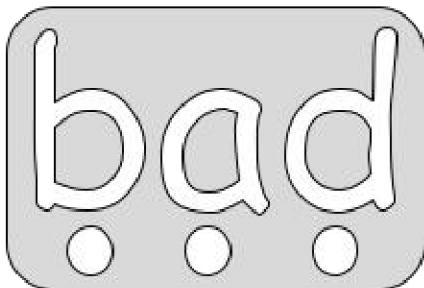
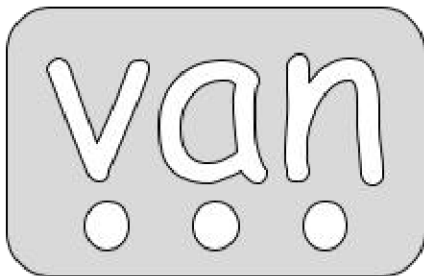
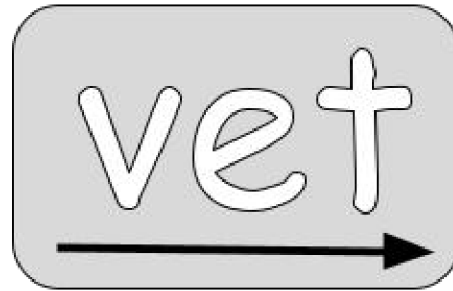

Name: _____

OO can represent the ew sound. Sound out the following words. Circle the OO in each word that represents the ew sound.




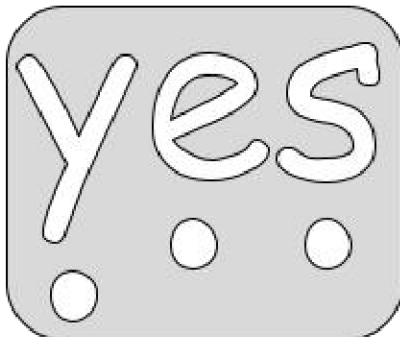
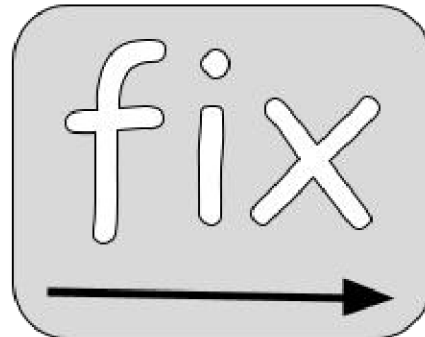
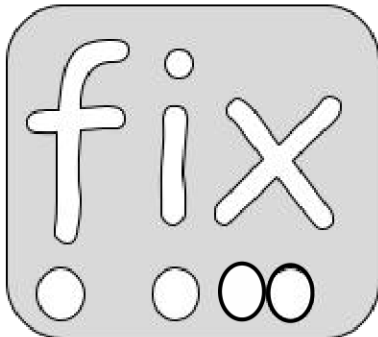
Name: _____

Touch each dot and say the sound the letter(s) above represent. Then, touching the arrow, put the sounds together to sound out the word.



Name: _____

Touch each dot and say the sound the letter(s) above represent. Then, touching the arrow, put the sounds together to sound out the word.






Name: _____

Set 1 Book 12: The Vet

Read the two words below. Cut out the graphemes (letters) below. Then match the graphemes (letters) to the pictures of the mouths saying the words, and glue. Write the words on the handwriting lines.

y	e	s	z	oo
---	---	---	---	----






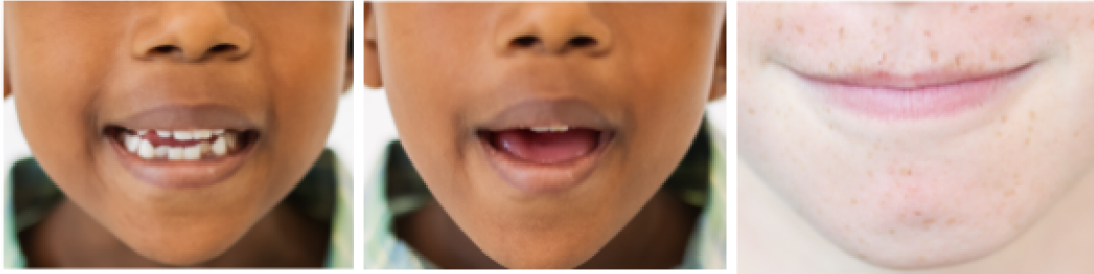




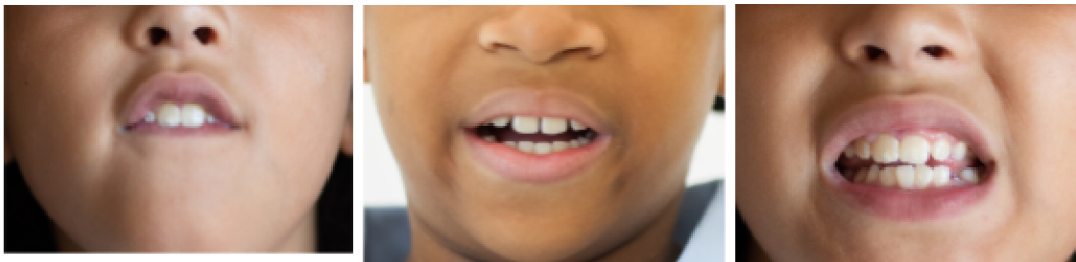
Name: _____

Set 1 Book 12: The Vet

Read the two words below. Cut out the graphemes (letters) below. Then match the graphemes (letters) to the pictures of the mouths saying the words, and glue. Write the words on the handwriting lines.


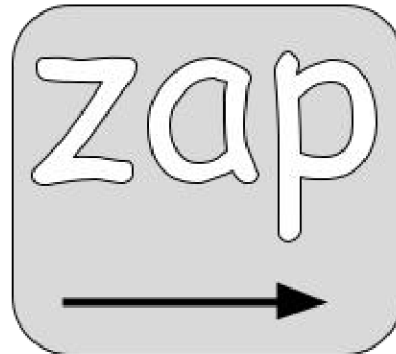

v	e	t	z	a	m
---	---	---	---	---	---



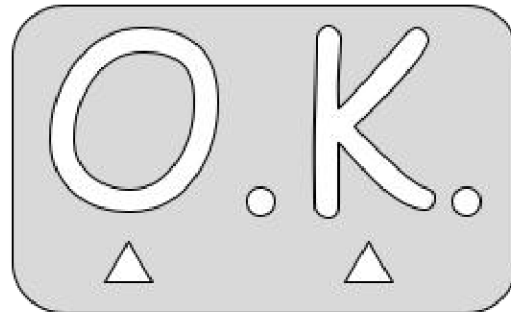
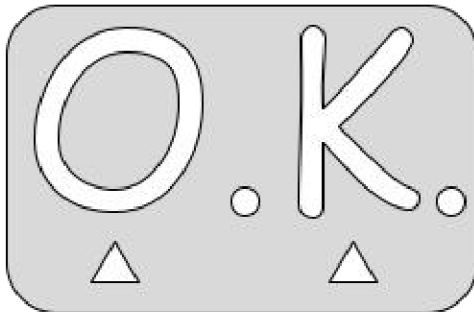


Name: _____

Touch each dot and say the sound the letter(s) above represent. Then, touching the arrow, out the sound together to sound out the word.



You do not sound out this word. It is an acronym. Just say the letter names.



This is a period:



Where do periods go? After statements and commands.
It also goes after some acronyms like O.K.
Color the periods in the acronym O.K. above this box.

Name: _____

This is a question mark.



Where do question marks go? After questions.

This is an exclamation mark:



Where do exclamation marks go? After statements and commands that express strong emotion like anger, excitement, surprise, or joy.

Circle the question marks with a blue color. Circle the periods with a red color.
Circle the exclamation marks with a yellow color.

Get up, dog.

Can the vet fix the bad leg?

Yes!

Can the cat sit?

Sit cat.

Yes, cat!

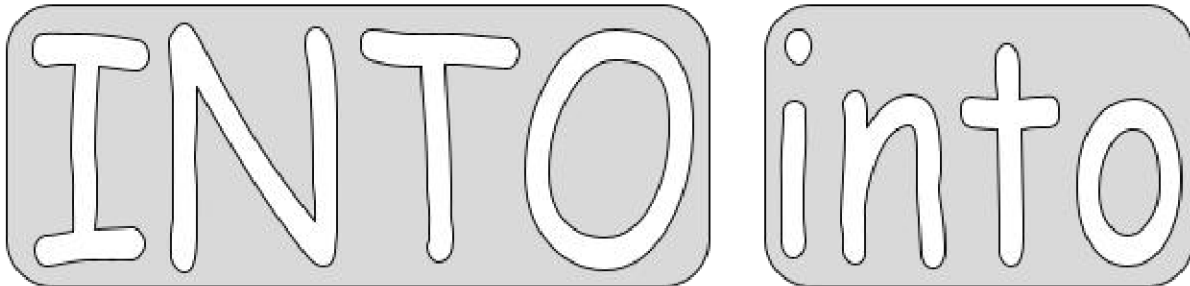
Can the big dog run?

Zip! Zam!

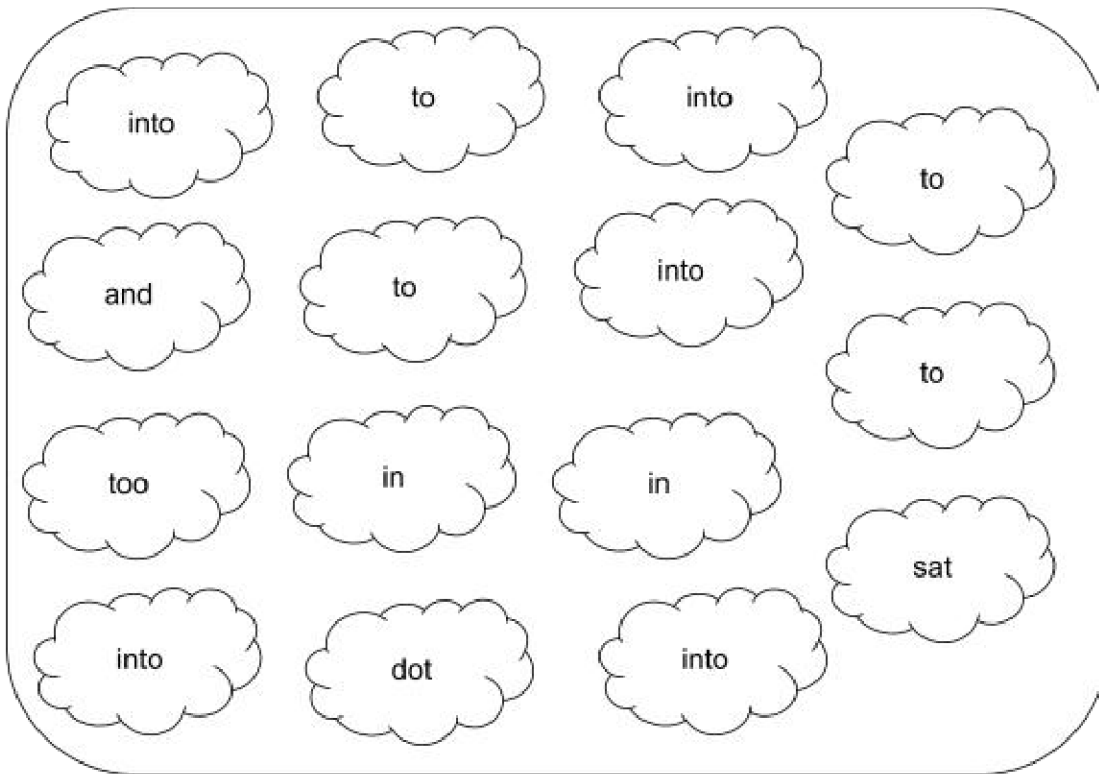
Yes, the big dog can run.

Name: _____

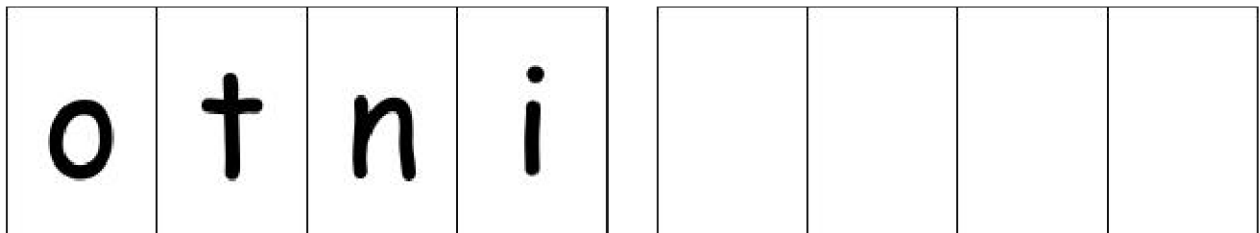
Color your new sight word.



Color all the clouds with the word INTO in it.



Cut and glue the word INTO.




Name: _____

Practice your sight words by reading these sentences. Then color GET blue, INTO yellow, and TO red.

Get into the pen.



Get into the van.



Run to the dog.



Get up, cat!



Thank you openclipart.org for providing the wonderful clipart!!

Set 1 Book 12: The Vet

Extra Practice

Post-Reading Worksheets

Name: _____

Read the following story.

The zoo had a  . Moo!

The zoo had an  . Hoo!

The zoo had a  . Boo!

The zoo a pig too!

Thank you openclipart.org for the wonderful clipart!

Name: _____

Finish writing each word. As you go down the list, each word will only change 1 letter. The first box has been completed for you as an example.

vet
bet
bat

zig
z____g
bag

yet
ye____
pes

van
____an
bad

Set 1 Book 12: The Vet

Answers

Pre-Reading Worksheets


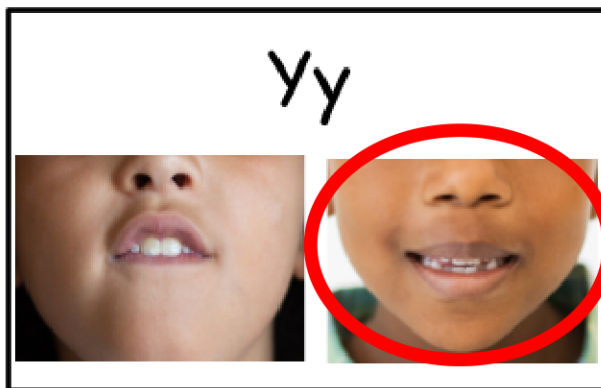
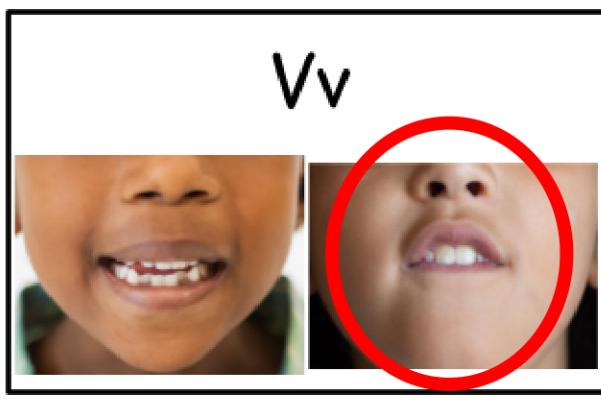


Your child will practice CVC words with the letters A, B, C, D, E, F, G, H, I, J, K, L, M, N, O, P, R, S, T, U, V, W, X, Y, and Z in preparation for reading this book. Your child will be introduced to the double oo which represents the ew sound. Your child will practice the high-frequency word *into*. Exclamation points will be introduced.

Answers

Name: _____

Set 1 Book 12: The Vet

Circle the mouth that is saying the sound of the letter shown.



Name: Answers

Match the letter to the picture that starts with that letter.

Uu

Ii

Vv

Yy










Zz

Ll

Kk

Xx (as in box and Max)

Ee

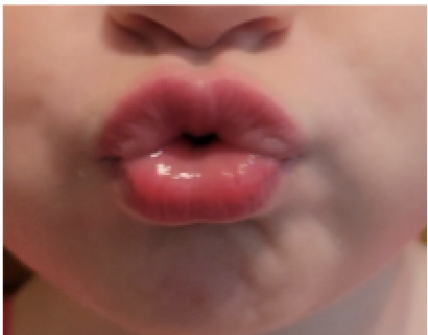


yellow

Thank you openclipart.org for providing the wonderful clipart!!


Name: Answers

OO sometimes represents "EW." Practice saying the "EW" sound.









/ew/

Spelling Patterns:

ew	oo		
u-e	ou		Ending sound:
ue	eu		blue

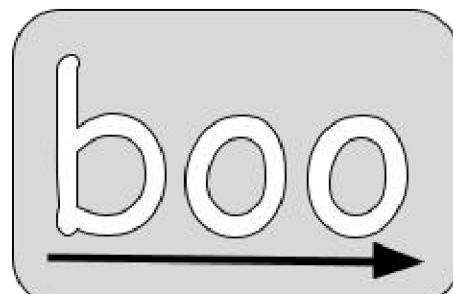
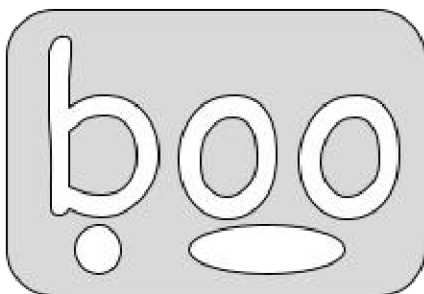
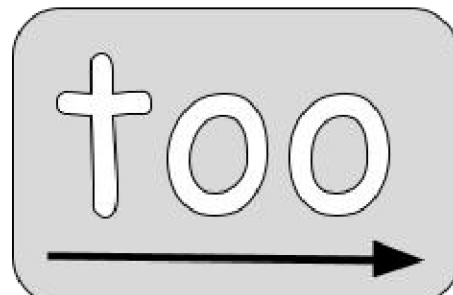
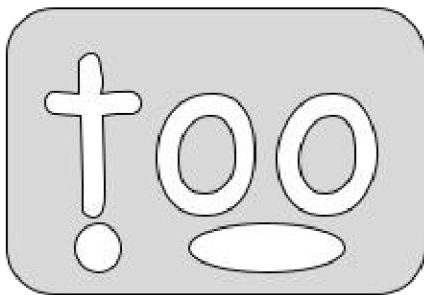


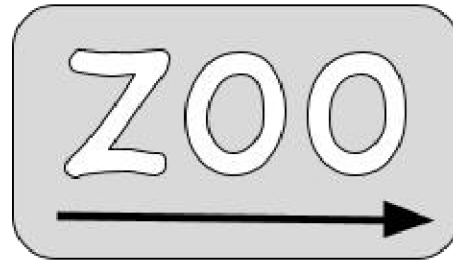
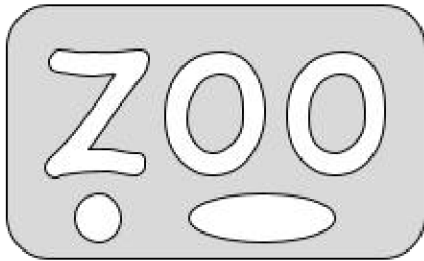
Circle or highlight the OO that represents an "EW" sound in each word. Then read each word.

 zoo	 boo	 moo
 moon	 food	 zoom

Answers

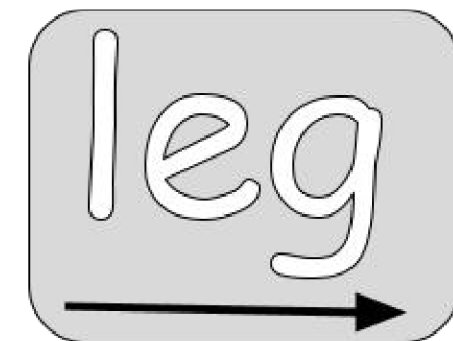
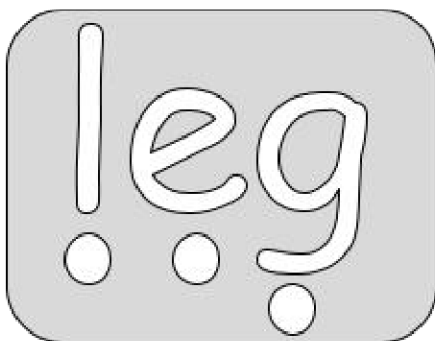

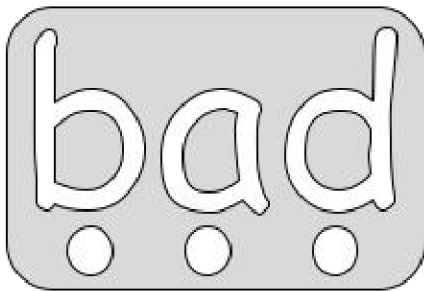
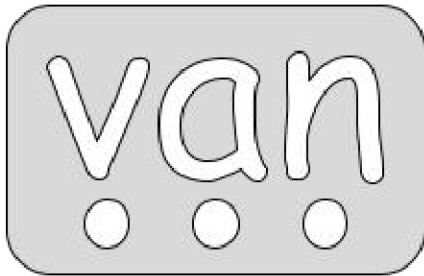


Name: _____

OO can represent the ew sound. Sound out the following words. Circle the OO in each word that represents the ew sound.



Name: **Answers**


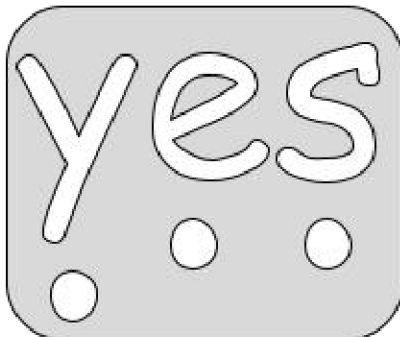
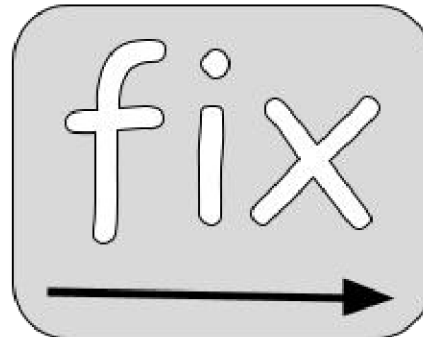
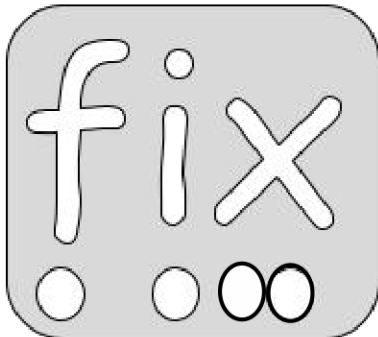
Touch each dot and say the sound the letter(s) above represent. Then, touching the arrow, put the sounds together to sound out the word.



Answers

Name: _____

Touch each dot and say the sound the letter(s) above represent. Then, touching the arrow, put the sounds together to sound out the word.




Answers

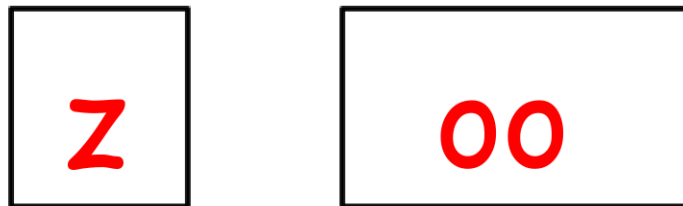
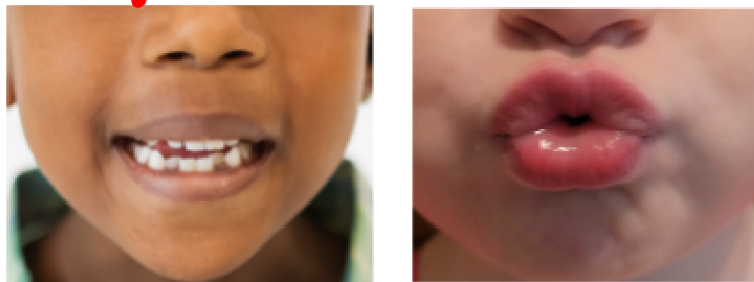
Name: _____

Set 1 Book 12: The Vet

Read the two words below. Cut out the graphemes (letters) below. Then match the graphemes (letters) to the pictures of the mouths saying the words, and glue. Write the words on the handwriting lines.



yes




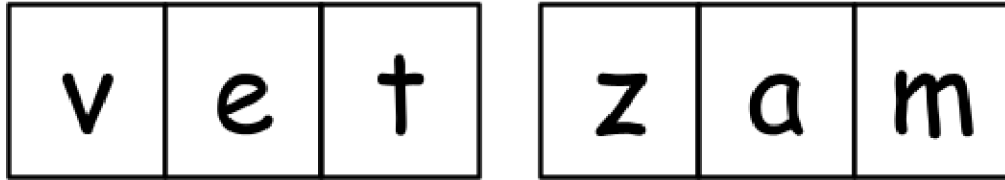
zoo

Answers

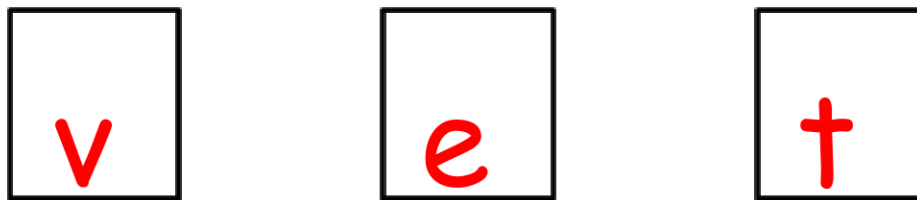
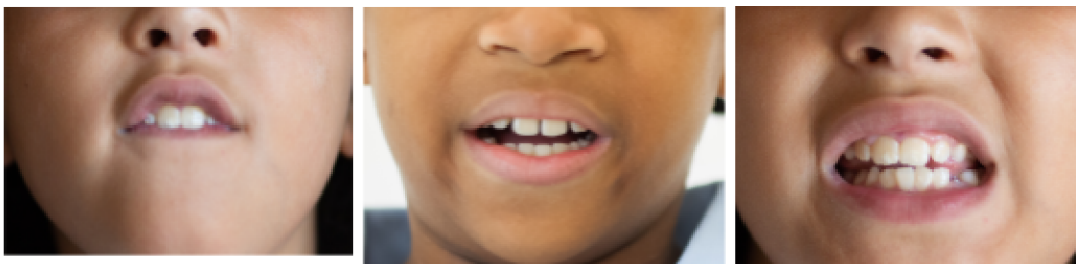
Name: _____

Set 1 Book 12: The Vet

Read the two words below. Cut out the graphemes (letters) below. Then match the graphemes (letters) to the pictures of the mouths saying the words, and glue. Write the words on the handwriting lines.



z a m

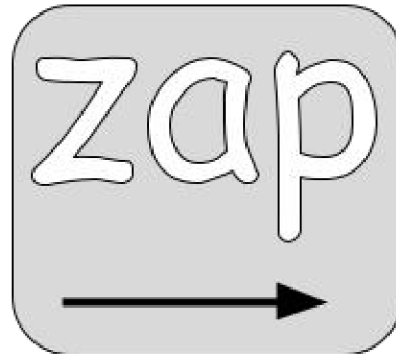



v e t

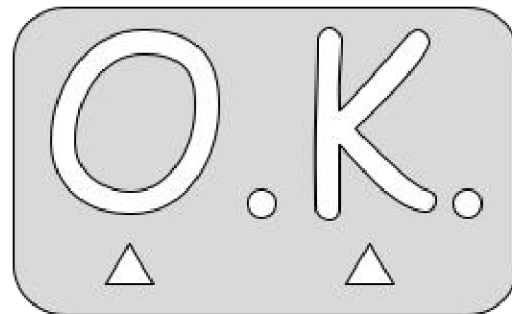
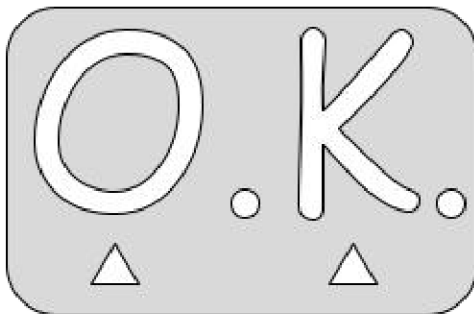
Answers

Name: _____

Touch each dot and say the sound the letter(s) above represent. Then, touching the arrow, out the sound together to sound out the word.



You do not sound out this word. It is an acronym. Just say the letter names.



This is a period:

•

Where do periods go? After statements and commands.
It also goes after some acronyms like O.K.
Color the periods in the acronym O.K. above this box.

Answers

Name: _____

This is a question mark.

?

Where do question marks go? After questions.

This is an exclamation mark:

!

Where do exclamation marks go? After statements and commands that express strong emotion like anger, excitement, surprise, or joy.

Circle the question marks with a blue color. Circle the periods with a red color.
Circle the exclamation marks with a yellow color.

Get up, do.

.

Can the vet fix the bad leg?

?

Yes!

!

Can the cat sit?

?

Sit co.

.

Yes, ca!

!

Can the big dog run?

?

Zip! Zar!

!

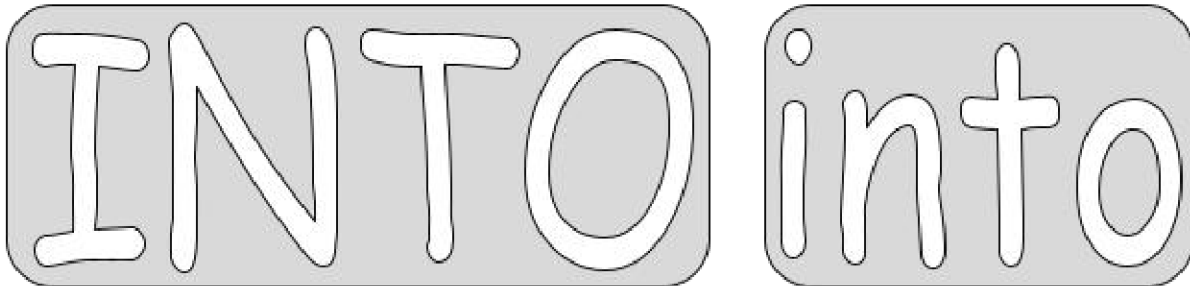
Yes, the big dog can run.

.

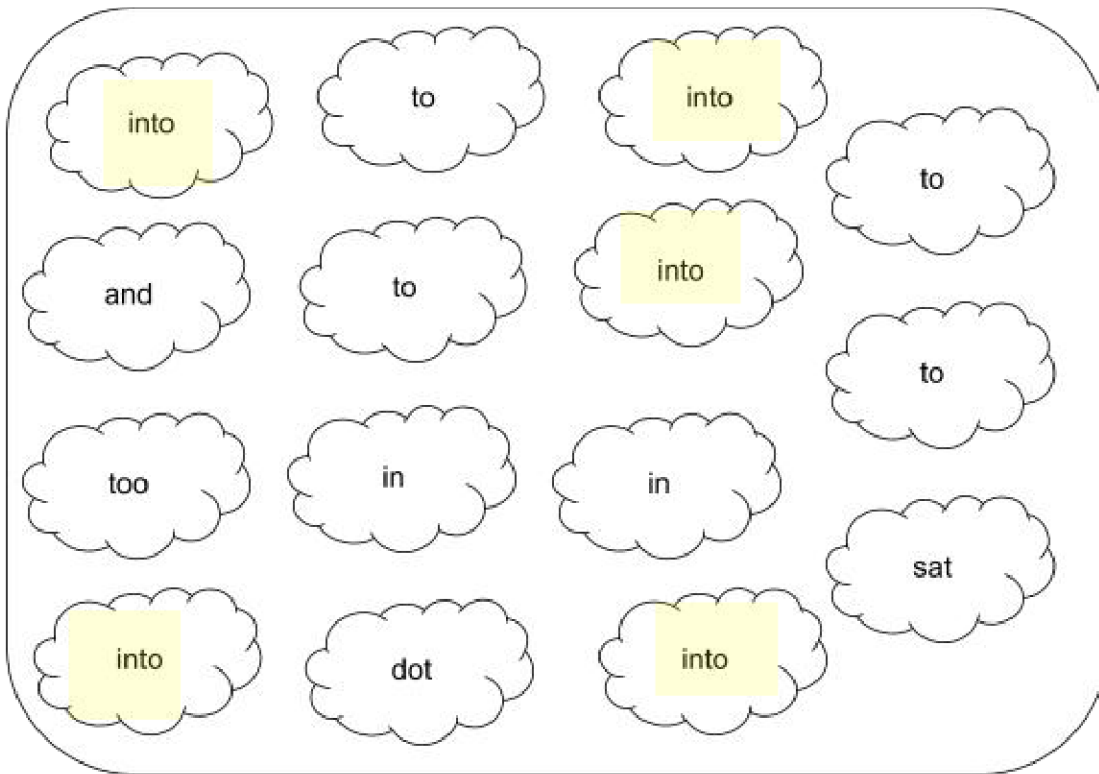
Answers

Name: _____

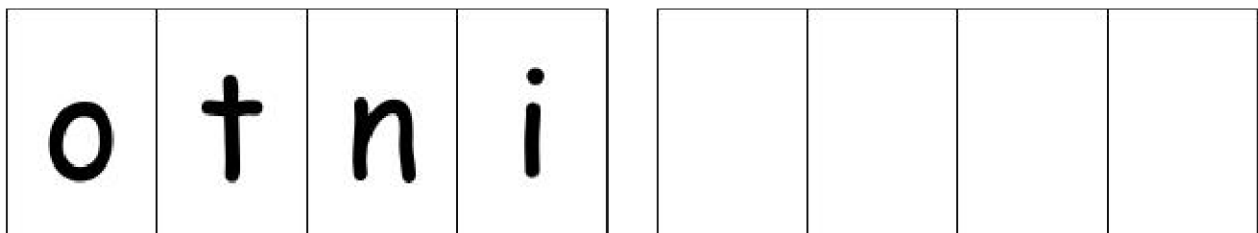
Color your new sight word.



Color all the clouds with the word INTO in it.



Cut and glue the word INTO.



Name: _____ **Answers** _____

Practice your sight words by reading these sentences. Then color GET blue, INTO yellow, and TO red.

Get into the pen.



Get into the van.



Run **to** the dog.



Get up, cat!



Thank you openclipart.org for providing the wonderful clipart!!

Set 1 Book 12: The Vet

Answers

Extra Practice

Post-Reading Worksheets


Answers

Set 1 Book 12: Peg and Ted

Name: _____

Read the following story.

The zoo had a  . Moo!

The zoo had an  . Hoo!

The zoo had a  . Boo!

The zoo a pig too!

Thank you openclipart.org for the wonderful clipart!

Name: Answers

Finish writing each word. As you go down the list, each word will only change 1 letter. The first box has been completed for you as an example.

vet
bet
bat

zig
zag
bag

yet
yes
pes

van
ban
bad